

Products /  **CASTALDI** / DUETTO D20 / D20 DUETTO/T2 / D20/T2-84-2MB-AL

## DUETTO D20 D20/T2-84-2MB-AL

### TECHNICAL DATA

#### GENERAL




Item code	D20/T2-84-2MB-AL
Place installation	outdoor
Name	D20 DUETTO/T2 / D20/T2-84-2MB-AL wall mounted
Note	DALI version on request.
Standard colour	AL - aluminium grey (similar to RAL 7040)
Variante colour	GR - graphite satin finish (similar to RAL 7022)
Environments	façades and architectural works, hallway, conference hall, art and culture, leisure areas, places of worship, residential lighting



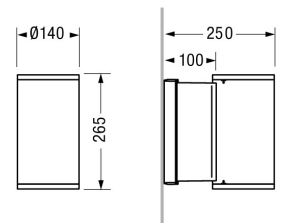
#### PHYSICAL

Installation type	wall mounted
Mounting type	surface
Painting	Polyester powder coating, with a pluri-processed against corrosion (passed the exposure of over 1500 hours in a saline mist environment).
Screws	AISI 304 stainless steel screws.
Seals	Silicone Rubber.
Body	Control gear box in die-cast, corrosion resistant, aluminium. Extruded aluminium cylinder.



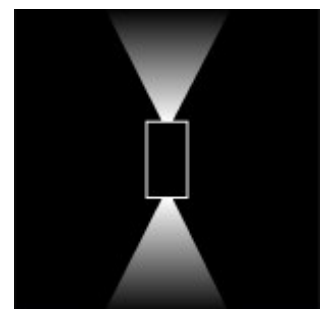
#### DIMENSIONS

H: Total height device (mm)	265
D: Total diameter device (mm)	140
Weight (kg)	5,2
Volume piece packed (m3)	0,013



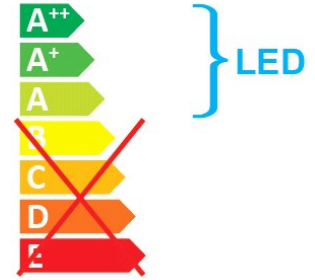
#### OPTICAL SYSTEMS

Emission	direct/indirect
Opening beam	medium
Optical System	PC with aluminium coating reflector.
Diffuser	Tempered safety glass - 6 mm thickness, mechanical and thermal shock resistant.



## ENERGY SAVING

This luminaire contains built-in LED lamps  
The lamps cannot be changed in the luminaire



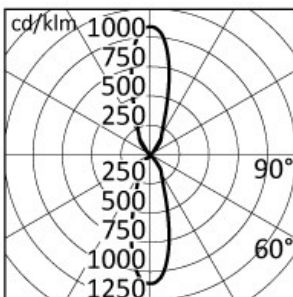
## SOURCES

Source Type	Source Power	System Power	Source	Lamp Socket	Sources Temperature Colour	Nominal Flux	Output Flux	Source description
LED COB	-	26,5W	-	-	4000K CRI>80	-	2478 lm	-

## ELECTRICAL

Ballast type	Electronic
Mounting ballast type	Integral
Line input	Cable entry with gland for H07RN-F (EN 60598-1) wire with diameter between 7,5 and 12mm.
Voltage	220-240V
Frequency	50-60Hz

## PHOTOMETRICS



h (m)	Ø (m)	E (lx)
10,00	5,78	17
6,00	3,47	47
2,00	1,16	421
2,00	1,16	421
6,00	3,47	47
10,00	5,78	17

$\gamma=0,0 \quad \alpha=\beta=32^{\circ}$

$\gamma=0,0 \quad \alpha=\beta=32^{\circ}$

## NORMS / DIRECTIVES

Norms	EN 60598-1, EN 60598-2-1
Directives	2014/35/UE, 2014/30/UE

## ACCESSORIES

## OPTIONAL ACCESSORIES

### Mounting

Accessory code	D20/PD76-AL
Technical description	For models D20 duetto/T2. -AL ALUMINIUM powder painting double pole joint for cylindrical pole Ø76mm.



Accessory code	D20/PS76-AL
Technical description	For models D20 duetto/T2. -AL ALUMINIUM powder painting single pole joint for cylindrical pole Ø76mm.



### Optical

Accessory code	D20/LD
Technical description	For models D20 duetto/T2. Diffused beam lens.



Accessory code	D20/LE
Technical description	For models D20 duetto/T2. Elliptical beam lens.

